

# panthera®

## Bruksanvisning för/ Operating instructions : reTyre Traction



Panthera AB förbehåller sig rätten till eventuella tekniska ändringar



Panthera AB, Gunnebogatan 26, 163 53 Spånga, 08-761 50 40, [www.panthera.se](http://www.panthera.se), [panthera@panthera.se](mailto:panthera@panthera.se)



Tyre Traction skins  
Art nr 1100300

Tools needed:  
No tools

## INTRODUCTION

reTyre Traction tyre skins are a unique detachable tyre covers that provide better friction and grip on soft/wet/slippy surfaces and facilitates accessibility. Made of natural rubber. Designed for wheelchair driving with an optimized pattern for low rolling resistance good propulsion and braking. Easy to put on and take off. They come with a handy bag to store them in when not in use, which makes it easy to bring them with you for maximum freedom.

In addition to better grip, you also get an extra puncture protection.

Works with your brake without adjustment.

Mounting is easy with a Velcro lined clip that clicks on the rim, attach the reTyre Traction to the clip and roll it on to the wheel.

We want you to read these instructions carefully!

For clearer images and text, you can also read the user manual digitally at

[www.panthera.se](http://www.panthera.se)

## INTENDED USE

Only intended for use on manual wheelchairs with 24" rear wheels. Can also be used on manual wheelchair combined with electric drive unit.

reTyre Traction is designed for a tyre with a circumference of 1885mm.

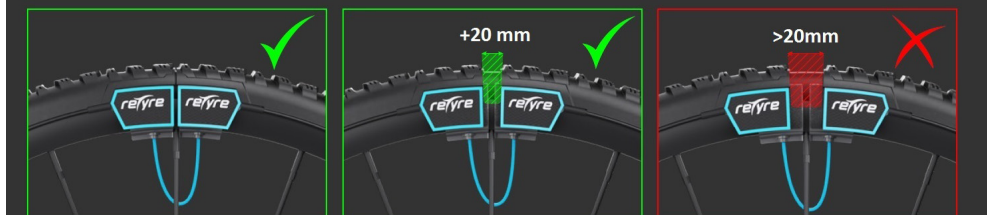
The size of a tyre can vary, partly depending on wear and use, but also after production. The variation in circumference may vary in the range +/-10 millimeters.

reTyre Traction is therefore adapted in size, so that in the basic version after assembly, there should be a gap of between 0-20mm, and thus address the variations that may occur.

The gap does not affect function or experience.

## Note!

To accomodate a variation in tire sizes, reTyre Traction has been designed for a great ride with a gap up to 20mm.



The mounting clip fits on rim: Spinergy Spox, Spinergy X and Panthera standard rim

### Safety precautions

DO **NOT** use on other devices than manual wheelchairs (ex. bicycle)  
Caution should be taken when cornering at higher speeds.

### Guaranree

1 year for manufacturing defects

### Labeling



CE mark



Medical Device



Product model



Adres to authorised representative

### Maintenance

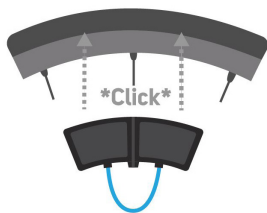
Clean by rinsing reTyre Traction in lukewarm water.

Make sure that the velcro surfaces of the reTyre Traction and mounting clip are clean to maintain adhesion.

Store dry, relatively cool and dark for maximum durability.

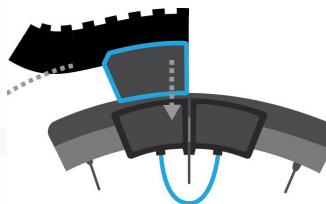
# MOUNTING INSTRUCTIONS

## Step 1



Center the mounting clip around a spoke and click it on the rim

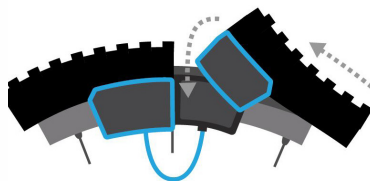
## Step 2



Attach one end of reTyre Traction skin to one half of the mounting clip and roll on to reTyre Traction. Make sure the reTyre Traction embraces the Tyre.

It does not matter if you fasten front or back edge first and roll on, you choose what feels easiest. If you have side guards with fenders on the chair, it may be easier to put on the reTyre Traction from the front and roll backwards.

## Step 3



After the full turn of the wheel, pull the end and attach the velcro ends to the other half of the mounting clip. Now the reTyre Traction is mounted and there should be a gap of 0-20mm in the seam.



[Mounting video](#)



*reTyre bike and wheelchair tyres are produced by the Norwegian company reTyre AS. reTyre Traction for wheelchair has been developed in collaboration with Panthera AB. Panthera AB has the exclusive right of sale worldwide, for reTyres wheelchair tyres for information about reTyres other products see [www.retyre.co](http://www.retyre.co)*

# panthera®



Panthera AB, Gunnebogatan 26, 163 53 Spånga  
08-761 50 40, [www.panthera.se](http://www.panthera.se), [panthera@panthera.se](mailto:panthera@panthera.se)